



AMPERITE CO.

E-Mail: info@amperite.com • Web site: www.amperite.com



**TSW2 Series Thermal Switches**

- 100% Solid State Circuitry
- 1 Form A or 1 form B Output Switching
- Fixed switching temperature from -40°C to +125°C
- 3 ampere load rating standard, 10 ampere optional

**DESCRIPTION:**

The Amperite TSW2 Series thermal switches provide a simple means to monitor temperature, using a solid state sensing device. When the temperature exceeds the customer specified value, the output terminal is energized. Upon cool-down the output terminal is deenergized. Reverse sensing is available.

**INPUT VOLTAGE:**

12V, 24V, 36V, 48V, and 120V AC or DC. Custom voltages are available.

**CONTACT INFORMATION:**

One form A or 1 form B solid state switching device.

**CONTACT RATING:**

Max. Switching Current: 3 amperes  
10 ampere rating available at extra cost.

**THERMAL SPECIFICATIONS:**

Fixed temperature cut-out, customer specified over a range of -40°C to +125°C. Accuracy +/- 3°C. Higher accuracy is available. Differential 2°C standard; 10°C available at no extra cost.

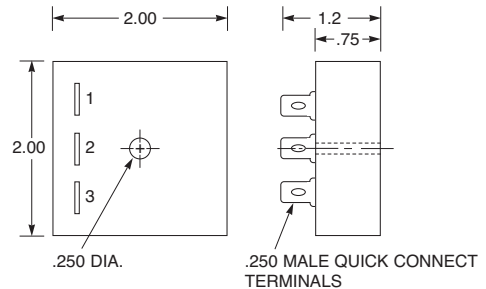
**SENSING:**

Solid state sensing device, located at the top surface (terminal side) of the enclosure.

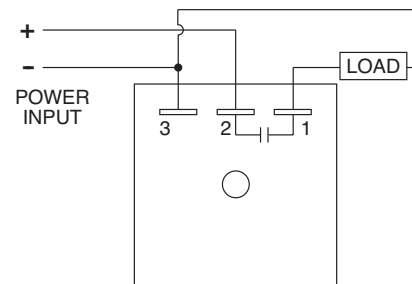
**MECHANICAL:**

Epoxy sealed enclosure. 2 x 2 x 3/4 inch hockey-puck with three 1/4 inch quick connect male terminals..

**OUTLINE DIMENSIONS:**



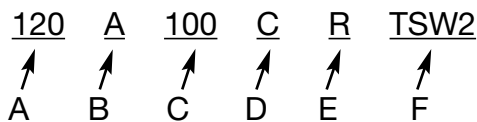
**WIRING DIAGRAM:**



**Ordering Information:**

Definition of a part number for the Amperite TSW2 Series Thermal Switch.

Example:



A: Denotes nominal input voltage. Voltages available 12V, 24V, 36V, 48V and 120V AC and DC.

**For custom voltage please consult the factory.**

B: Denotes input current: A = AC, alternating current; D = DC, direct current

C & D: Denotes trip temperature, C = Celsius; F = Fahrenheit.

E: Leave blank for close on rise in temperature. Insert "R" for open on rise in temperature.

F: Denotes Amperite TSW2 Series solid state Thermal Cut-Out Switch.