



AMPERITE CO.

(800) 752-2329

E-Mail: info@amperite.com • Website: www.amperite.com

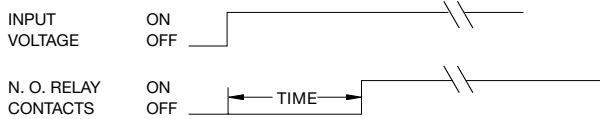
SWRDC Series Time Delay Relay

- M36 DIN Rail Mounting 22.5 MM Wide or Octal Plug-in Style
- Solid State CMOS Digital Circuitry
- Delay on Operate Timing Mode
- DIN Style – SPDT, 8 Amps; Octal Style – 2 Form C, 10 Amps
- Rotary Switch Course Time Setting plus Fine Time Adjustment Potentiometer
- 16 Overlapping Timing Ranges from .1 Seconds to 120 Minutes
- 2 LED Indicators; Power On and Output Relay Energized



TIMING MODE:

Delay on operate timing cycle begins upon application of input power. The relay contacts transfer at the end of the delay period and will remain transferred until input voltage is removed. Reset occurs when input voltage is removed.



CONTACT INFORMATION:

Arrangement: DIN Style – 1 Form C (SPDT); Octal Style – 2 Form C
 Contact Material: DIN Style – Gold Plated Silver Alloy
 Octal Style – Silver Alloy
 Rating (Resistive): DIN Style – 8A 250VAC, 8A 30VDC
 Octal Style – 10A 220 VAC, 10A 28VDC
 Max. Switching Power: 2000VA, 240 W, 0.5 HP 250VAC
 Expected Life @ 25°C: 10 Million Mechanical Operations
 100,000 Electrical

ENVIRONMENTAL INFORMATION:

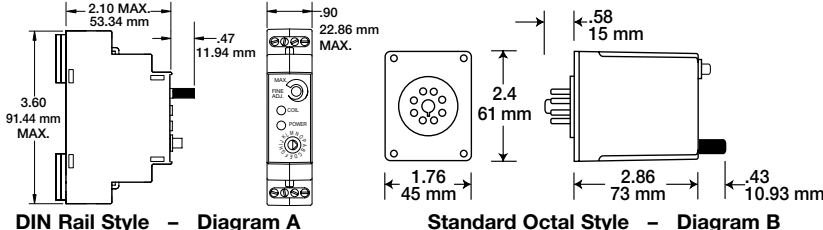
Temperature Range: -40°C to +85°C (-40°F to 185°F)

MECHANICAL INFORMATION:

DIN Rail Type:
 Termination: 8 Wire Receptacle Type Screw Terminals, 14-26 AWG
 Enclosure Type: M36 DIN Rail 22.5 MM Wide Package
 Enclosure Material: Grey Lexan (RAL 7035), UL94-V0
 Weight: 2.5 oz (72g) approx.

Octal Style:
 Termination: 8 Pin Octal Plug-In
 Enclosure Type: White Plastic Case with Rotary Time Selector
 and Potentiometer Fine Adjustment
 Weight: 4.0 oz (114g) approx.

OUTLINE DIMENSIONS:



TIMING SPECIFICATIONS:

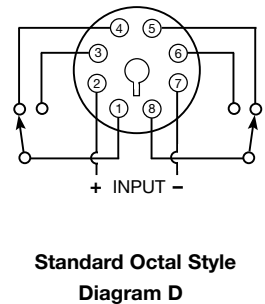
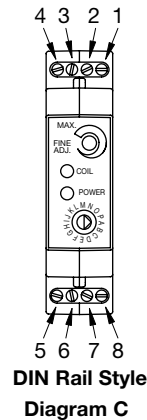
The SWRDC has 16 overlapping timing ranges covering 0.10 secs. to 120 minutes. Timing is user selectable by means of a 16 position rotary switch and potentiometer allowing the time delay within the range to be set precisely.

TIMING ADJUSTMENTS:

Timing Range	Switch Position	Timing Range	Switch Position
0.10 - 0.25 Secs.	A	15 - 60 Secs.	I
0.20 - 0.50 Secs.	B	30 - 120 Secs.	J
0.30 - 1.0 Secs.	C	1.0 - 4.0 Mins.	K
0.50 - 2.0 Secs.	D	2.0 - 8.0 Mins.	L
1.0 - 4.0 Secs.	E	4.0 - 15 Mins.	M
2.0 - 8.0 Secs.	F	8.0 - 30 Mins.	N
4.0 - 15 Secs.	G	15 - 60 Mins.	O
8.0 - 30 Secs.	H	30 - 120 Mins.	P

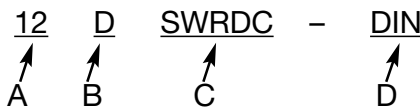
WIRING DIAGRAMS:

1	Positive DC Input	5	Open
2	Ground	6	Common
3	Open	7	Normally Closed
4	Open	8	Normally Open



Ordering Information:

Definition of a part number for the Amperite SWRDC Series Time Delay Relay.
 Example:



- A: Denotes nominal input voltage. Voltages available: 12V DC and 24V DC. **Custom voltages: Consult factory.**
- B: Denotes current type: D = DC, direct current.
- C: Denotes CMOS delay on operate SWRDC Series Time Delay with rotary range selector with built-in potentiometer.
- D: Leave blank for Octal Style; Add -DIN for DIN Rail M36 22.5 wide enclosure.